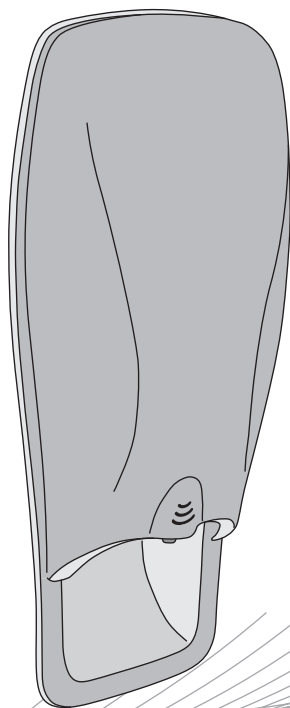
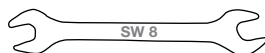

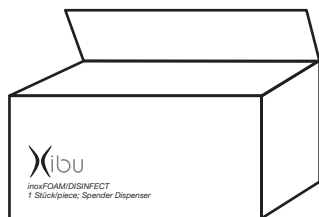


---

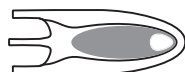
Xibu

inoxFOAM / DISINFECT / SEATCLEANER





C-Type (baby/LR14/14A)  
ALKALINE



1 x



2 x



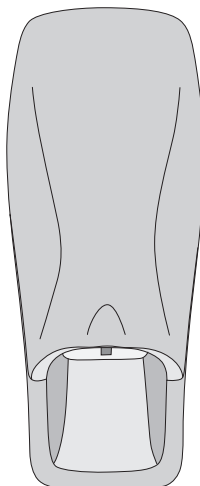
2 x



1 x





1 x




# FOR THE UNITED STATES ONLY

## General Safety Information

The following symbols and headings are used throughout this manual to indicate possible hazards to persons or equipment. The symbols and headings are shown in order of importance. For efficient and safe operation, be sure to follow the installation and operating instructions provided in this manual. In particular, all safety symbols and notices must be followed.

 <b>WARNING</b>	Indicates a potentially hazardous situation which, if not avoided, could result in serious injury or death.
 <b>CAUTION</b>	Indicates a potentially hazardous situation which, if not avoided, could result in minor personal injury.
<b>NOTICE</b>	This safety warning indicates possible hazards to the product or to other equipment.
<b>IMPORTANT</b>	Vital information or tips for the installer or operator.

## General Safety Instructions

 <b>CAUTION</b>	<p><b>When installing any equipment, ensure that all national and local safety, electrical and plumbing codes are met.</b></p> <p><b>When using electrical appliances, basic safety precautions should always be followed.</b></p> <p><b>Always wear safety goggles to protect your eyes and wear other appropriate safety items for protection to avoid injury when drilling.</b></p>
---	--

### IMPORTANT

- Do not mix old and new batteries. Always remove exhausted batteries and dispose safely.
- Americans with Disabilities Act: Title III of the Americans with Disabilities Act (ADA) governs, in detail, the placement and operation of dispensers. You should ensure that your mounting and use of dispensers complies with that law as well as the regulations issued under that statute. The mounting suggestions in this document may or may not fulfill the obligations of the ADA with respect to your facility.

For HAGLEITNER senseMANAGEMENT devices only

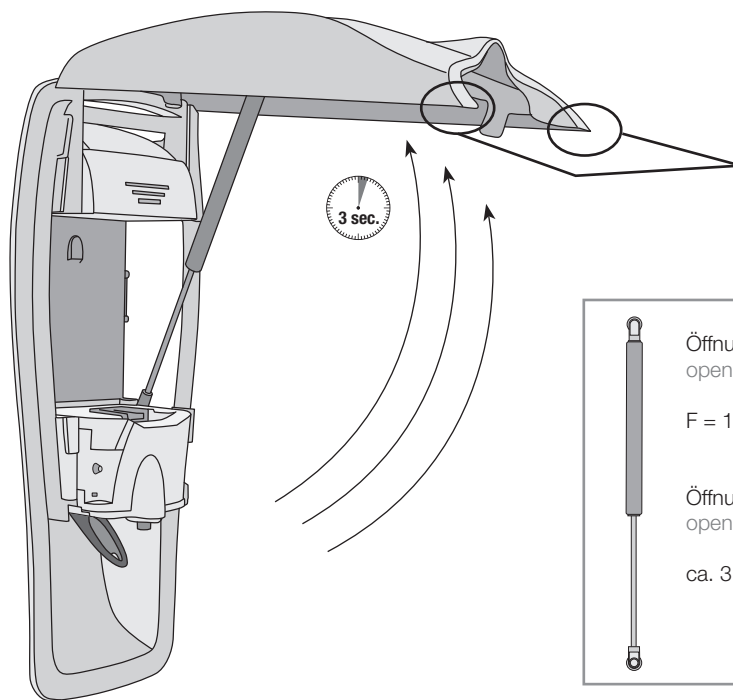
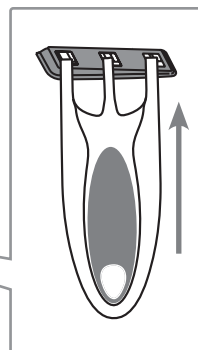
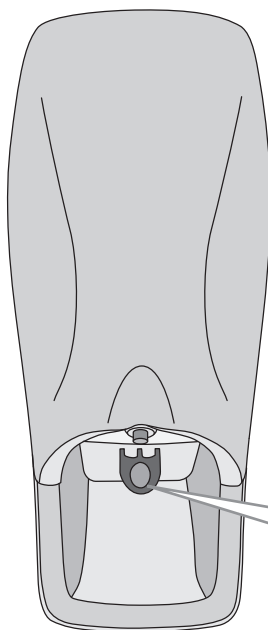
**NOTE** This equipment has been tested and found to comply with the limits for a Class B digital device, pursuant to part 15 of the FCC Rules. These limits are designed to provide reasonable protection against harmful interference in a residential installation. This equipment generates, uses and can radiate radio frequency energy and, if not installed and used in accordance with the instructions, may cause harmful interference to radio communications. However, there is no guarantee that interference will not occur in a particular installation. If this equipment does cause harmful interference to radio or television reception, which can be determined by turning the equipment off and on, the user is encouraged to try to correct the interference by one or more of the following measures:

- Reorient or relocate the receiving antenna.
- Increase the separation between the equipment and receiver.
- Connect the equipment into an outlet on a circuit different from that to which the receiver is connected.
- Consult the dealer or an experienced radio/TV technician for help

**IMPORTANT:** This product, when installed as specified in this manual, meets FCC requirements. Modifications not expressly approved by the manufacturer may void your authorization, granted by the FCC, to use the product. Failure to follow all installation instructions could void your FCC authorization to use the product in the USA.

1.

1 x 



**CAUTION**

Risk of injury on edges



Öffnungskraft  
opening force

$F = 12\text{ N}$

Öffnungsgeschwindigkeit  
opening speed

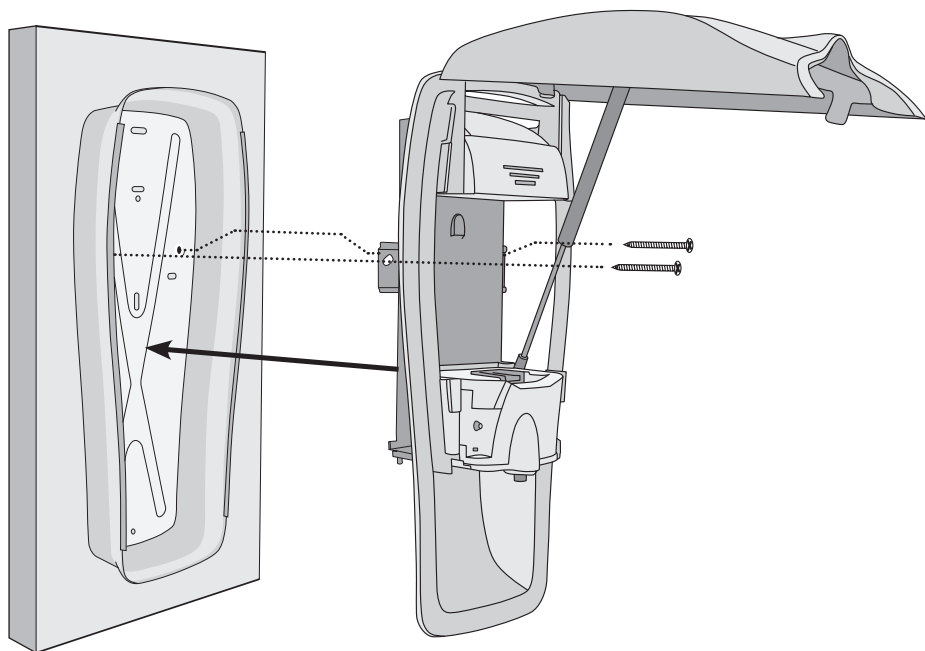
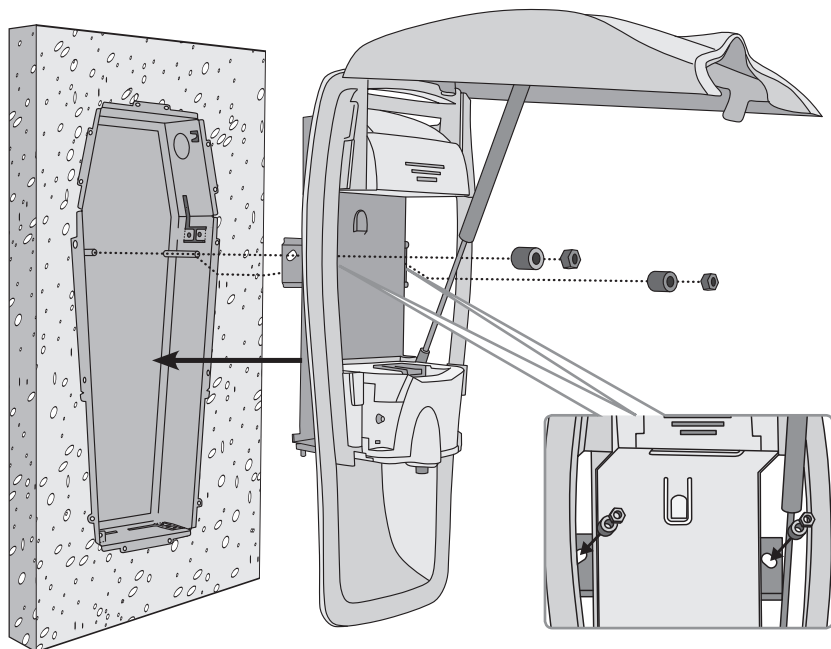
ca. 3 sec

2.

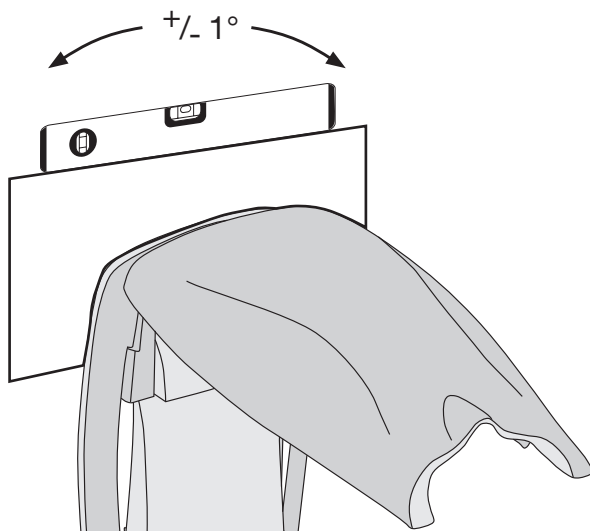
2 x



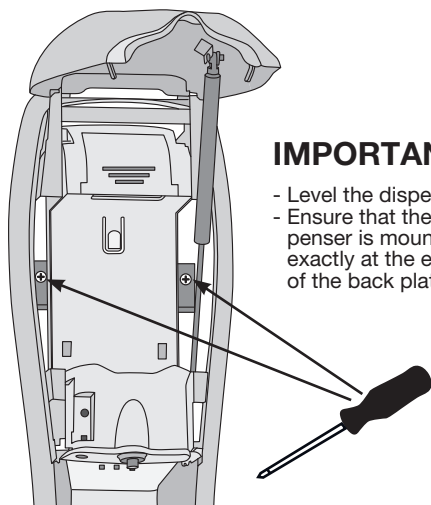
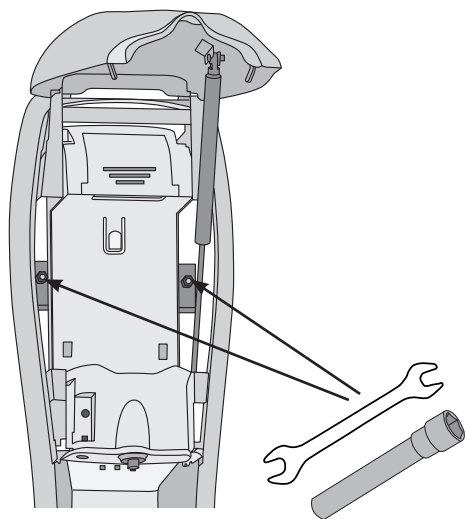
2 x



3.

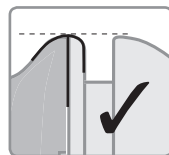
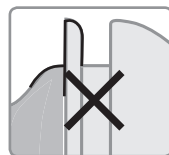
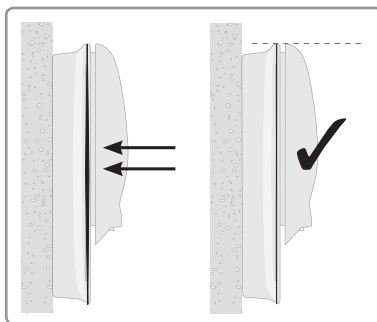
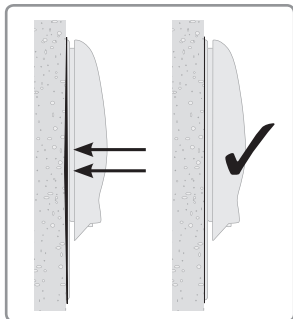


4.



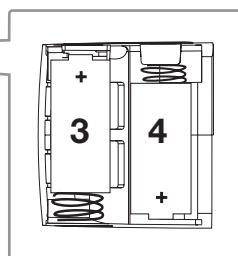
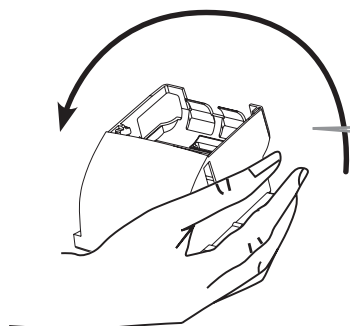
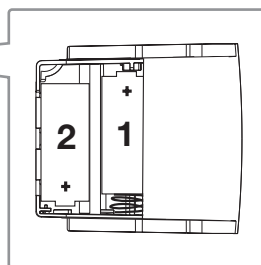
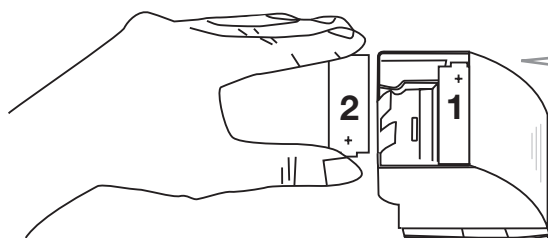
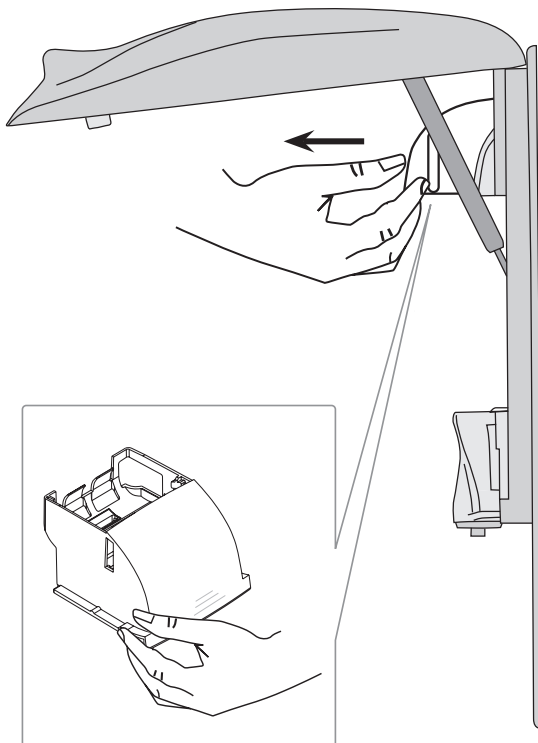
### IMPORTANT

- Level the dispenser
- Ensure that the dispenser is mounted exactly at the edge of the back plate

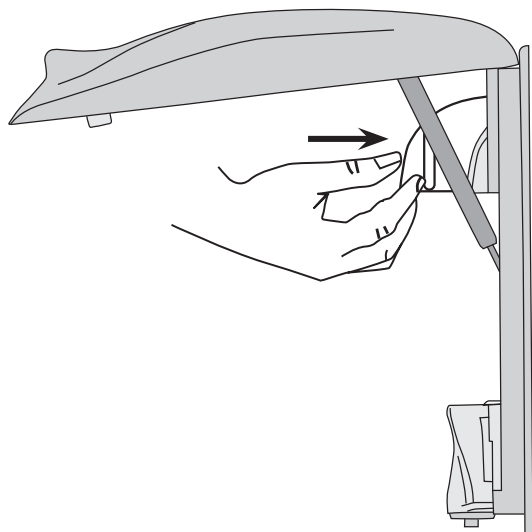


5.

C-Type (baby/LR14/14A)  
ALKALINE



6.



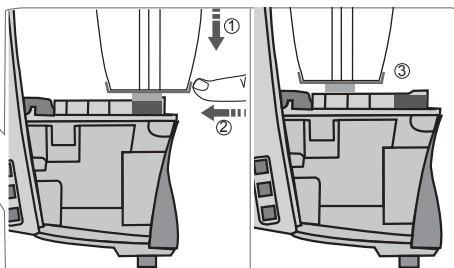
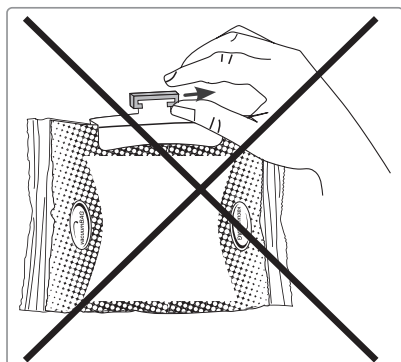
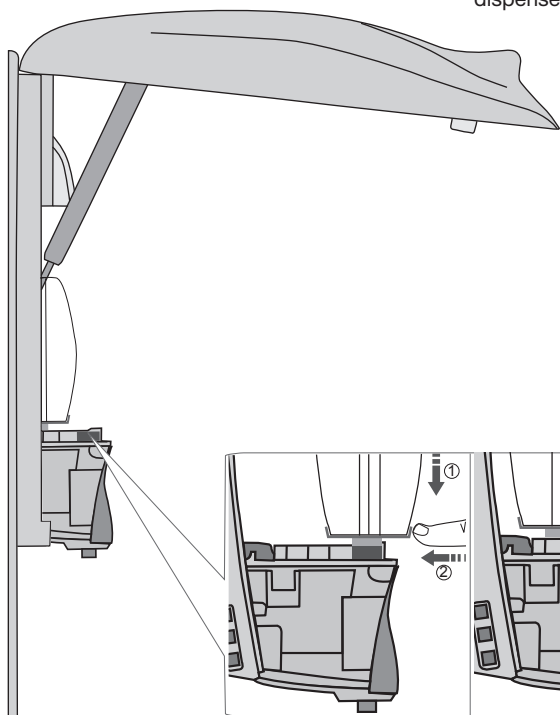
7.

1 x



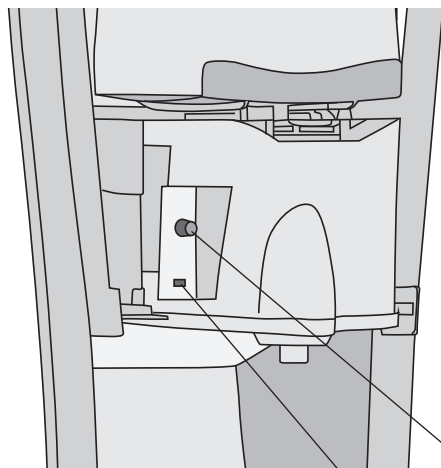
# NOTICE

Do not remove the cover of the vacuumBAG. The lid is automatically positioned and opened when placed in the dispenser

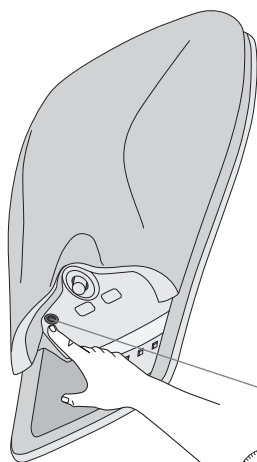




8.

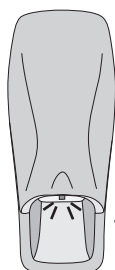
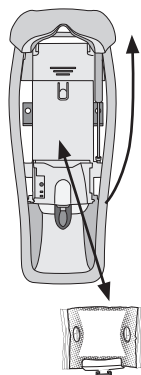
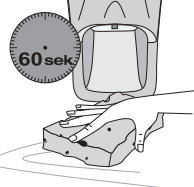
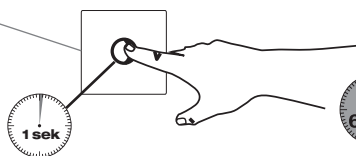


→ (5.)



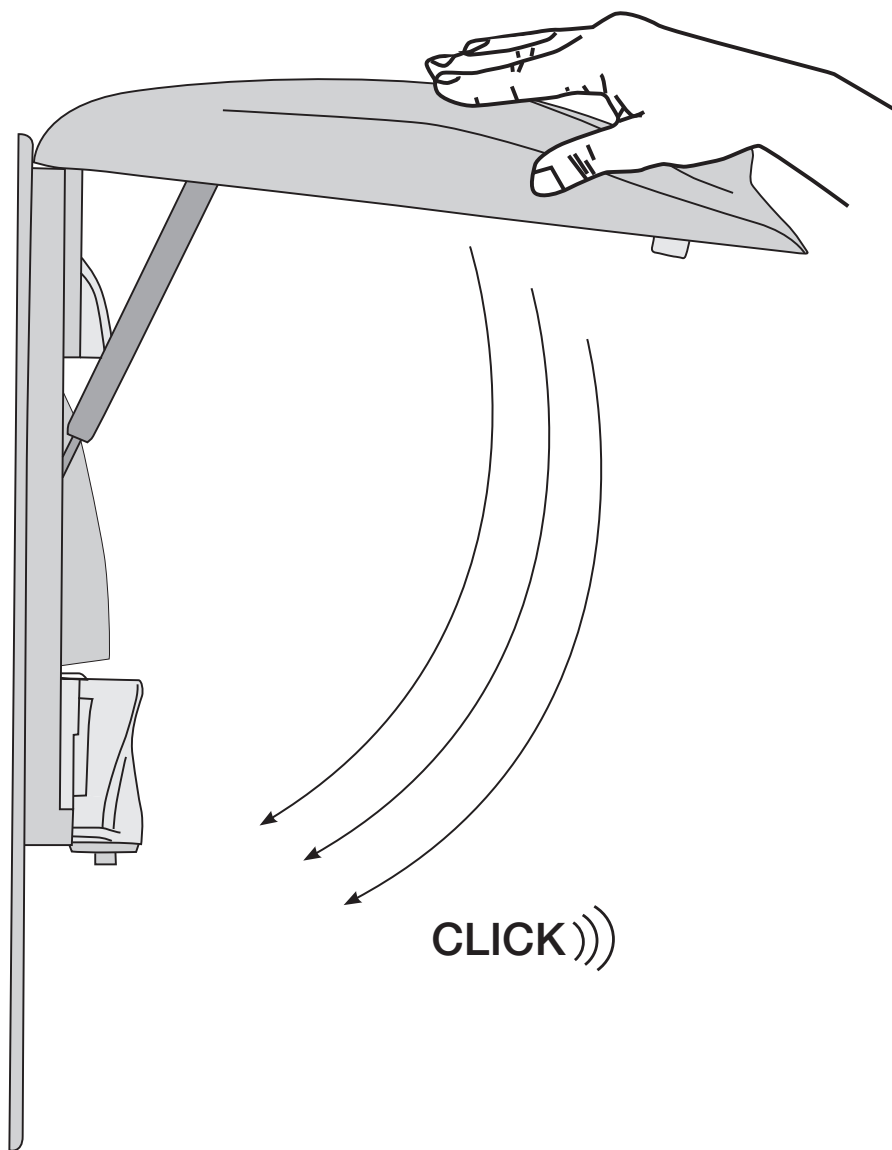
## IMPORTANT

Press the cleaning button for 1 second before cleaning. The dispenser will not dispense for a period of 60 seconds



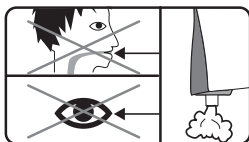
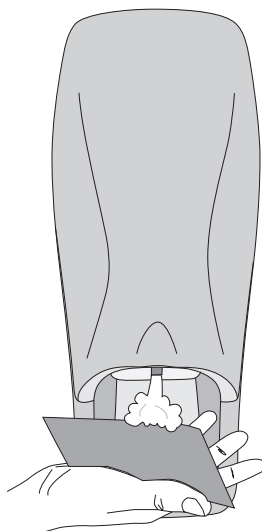
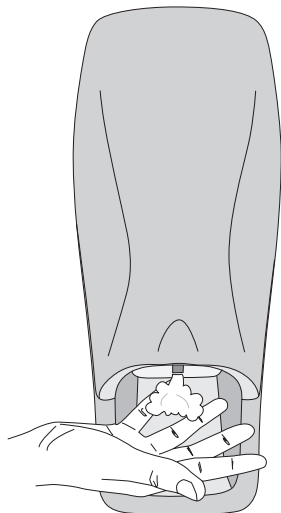
green = ok  
 green+red = change (5., 6.) / (7., 9.)  
 red = empty

9.



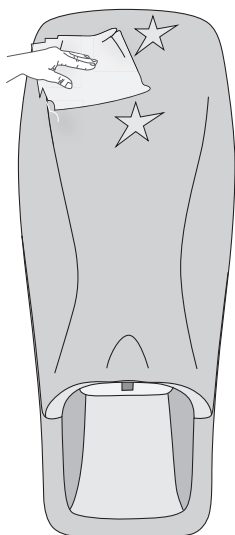
# 10. foam/disinfect

## SEATCLEANER



### CAUTION

- Do not swallow
- Avoid contact with eyes
- Please verify that the correct product is used



fensterTUCH VITAL  
Art.-Nr. 4450300400



glasEFFEKT  
Art.-Nr. 4450200708



niroGLANZ  
Art.-Nr. 4210100708



# EC-DECLARATION of CONFORMITY

according to Directive 2006/42/EC on machinery

The distributor:

Company  
Hagleitner Hygiene International GmbH  
Lunastraße 5  
5700 Zell am See

declares under our sole responsibility that the entire system

## inoxFOAM

**Type: Dispenser**

**Mach. Nr.: P0252**

**Year of manufacture: 2018**

Corresponds to the following regulations and standards:

### - *European Directives regulations:*


2006/42/EC	Machinery directive
2006/95/EC	Low Voltage Directive
2004/108/EC	EC Electromagnetic Compatibility (EMC) directive

### - *Harmonised standards:*

EN ISO 12100	Safety of machinery
EN IEC 60947	Low-voltage switchgear and control gear
EN CISPR 14-1	Electromagnetic compatibility - Requirements for household Appliances, electric tools and similar apparatus - Part 1: Emission

The technical documentation is complete. The associated instruction manuals in the languages German and English are enclosed.

Zell am See, 22.01.2013



Hans Georg Hagleitner  
Chief Executive Officer  
Hagleitner Hygiene International GmbH